



İŞÇİ SAĞLIĞI TEÇHİZATI

SANAYİ VE TİCARET LTD. ŞTİ.

Cable Heated Insulated Solutions (ISTEC Type ES/ESW-ICH)

Overhead Water Tank Solutions (ISTEC Type ESW-OWT)

Cubicle Cabins (ISTEC Type ESW-CCM)

Mobile Showers with Trail (ISTEC Type ESW-MSS)

Decontamination Units (ISTEC Type DECO)

Dedicated To Safety...

Separate Header Tanks (ISTEC Type SHT)



ООО «ТИ-СИСТЕМС» ИНЖИНИРИНГ И ПОСТАВКА ТЕХНОЛОГИЧЕСКОГО ОБОРУДОВАНИЯ

Интернет: www.tisys.ru www.tisys.kz www.tisys.by www.tesec.ru www.ти-системс.рф

Телефоны для связи: +7 (495) 7774788, 7489626, 5007154, 55, 65

Эл. почта: info@tisys.ru info@tisys.kz info@tisys.by

COMPANY OVERVIEW

IST ISCI SAGLIGI TECHIZATI CO., LTD. produces a complete range of equipment and systems for

**Occupational Safety • Worker's Health
Civil Defence
Fire & CBRN & Personal Protection**

since 1979.

Headquarters and factories are located in Ankara and two sales offices are located in Istanbul.

Our operations extend around the country through our distributors.

Our products are certified according to 89/686/EEC personal protection equipment directive and related harmonized European Standards.

Our company has EN-ISO 9001:2008 Quality System Certificate.

IST Safety production includes,

**Emergency Showers & Eyewashes • Multi-Functional Protective Clothings • Fire Fighting Suits
Aluminized Fire Proximity Suits • Heat and Flame Protective Clothings for Industrial Purposes
Protective Clothings against molten metal and aluminium splash and radiant heat • Arc Flash Clothings
Air Cooled Kiln Entry Suits • Fire Blankets • Airline Breathing Systems
• Safety Storage Cans & Plunger Cans**

To maintain our position at the forefront of protective equipment technology, we operate with the most complete and well funded R&D facilities in the safety equipment industry. IST Safety 's R&D Team continuously improves products according to EN Standards and performs product testing at our own laboratories.

ARITAN, FYRPRO, FYRAL, FYRTEX, ELECTPRO, HEATPRO, ISTAIR, ISTECH, SAFECAN and IST are our registered brands.

INDEX

ООО «ТИ-СИСТЕМС»



EN 15154 & ANSI Z358.1 - 2009
REQUIREMENTS

1



ISTECH TYPE ES/ESW-ICH CABLE HEATED,
INSULATED SHOWERS, EYEWASH
(OUTDOOR USE FOR COLD CLIMATES)

2



ISTECH TYPE ESW-OWT
OVERHEAD WATER TANK SHOWERS

3



ISTECH TYPE OWT SHOWER
SYSTEM SELECTION GUIDE

5



ISTECH TYPE ESW-CCM
CUBICLE CABIN MOUNTED
EMERGENCY SHOWERS, EYEWASH

6



ISTECH TYPE ESW-MSS
MOBILE SAFETY SHOWERS, EYEWASH
WITH TRAIL

8



ISTECH SEPARATE HEADER TANK

8



ISTECH TYPE
DECO DECONTAMINATION UNITS

9



ISTECH TYPE EW-P
PERSONAL EYEWASH

9



ООО «ТИ-СИСТЕМС» ИНЖИНИРИНГ И ПОСТАВКА ТЕХНОЛОГИЧЕСКОГО ОБОРУДОВАНИЯ
Интернет: www.tisys.ru www.tisys.kz www.tisys.by www.tesec.ru www.ti-sistems.ru
Телефоны для связи: +7 (495) 7774788, 7489626, 5007154, 55, 65
Эл. почта: info@tisys.ru info@tisys.kz info@tisys.by

EN 15154 REQUIREMENTS

Scope

- Part 1 covers plumbed in body showers for use in laboratories
- Part 2 covers plumbed in eye shower for use in all environments
- Part 3 covers tank (non-plumbed) body showers
- Part 4 covers tank (non-plumbed) eye/ face showers
- Part 5 is currently in the planning phase and will cover plumbed in showers in production sites

Main recommendations

Flow rates

For body showers in labs the standard specifies that local standards on flow rates should apply and where no local standard is present a flow of 60 lt /minute should be used.
For plumbed in eyewashes the flow rate should be minimum 6 litres per minute.
In both cases the flow should be available for at least 15 minutes

Spray patterns

For body showers the standard recommends that at a distance of 700 mm below the shower head 50% of the water will fall within a 200 mm radius circle. 95% of the water will fall within a radius of 400 mm

For eye showers the jets should reach a minimum of 100 mm from the centre of the spray head spraying directly upwards. The maximum reach for the jets should be 300 mm spraying directly upwards.

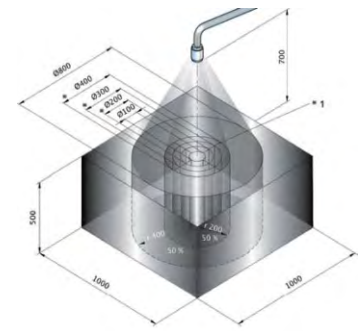
Water quality and temperature

The water should be of potable quality.

There is not firm recommendation in the standard as to water temperature, however, there is an advisory appendix which suggests that the temperature of the water should be maintained between 15 C° and 37 C°

Product selection implications

All our emergency showers and eyewashes are built to conform to the EN 15154 standards.



Spray Pattern Test

ANSI Z358.1-2009 REQUIREMENTS

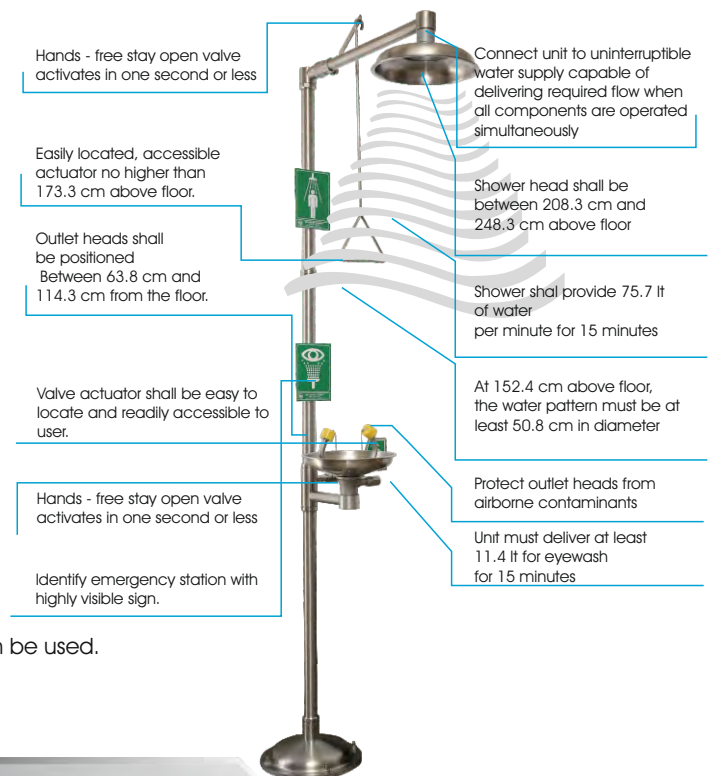
ANSI Z358.1-2004 contains provisions regarding the design, performance, installation, use and maintenance of various types of emergency equipment (showers, eye washes, drench hoses, etc.). Sections in the standard addresses how the equipment should perform, as well as testing procedures to ensure proper operation, installation, maintenance and training.

Requirements for the ANSI Z358.1

Employees must be trained in the location of emergency equipment and in its proper use. Emergency equipment must be regularly maintained (including weekly activation of the equipment) to assure that it is in working order and inspected at least annually for compliance with the standard.

A response plan to be used in the event that an accident does occur must be developed. For example; installing an alarm unit with any emergency eye wash or shower unit. Emergency equipment be installed within 10 seconds walking time from the location of a hazard.

The water temperature delivered by emergency equipment should be "tepid". For example; mixing valves to blend and temper water can be used. Disposal of the water should not create a threat. For example; drain pipings can be used.



ООО «ТИ-СИСТЕМС» ИНЖИНИРИНГ И ПОСТАВКА ТЕХНОЛОГИЧЕСКОГО ОБОРУДОВАНИЯ

Интернет: www.tisys.ru www.tisys.kz www.tisys.by www.tesec.ru www.ти-системс.рф

Телефоны для связи: +7(495)157-0508, 7489626, 5007154, 55, 65

Эл. почта: info@tisys.ru info@tisys.kz info@tisys.by

Protective against Freezing with cable heating (10-15 W/m, AC 230 V, Ex-Proof) and complete insulating system Suitable for extreme cold weather conditions

P/N: 15026100 / 15036100 (Stainless Steel)
P/N: 15026150 / 15036150 (Galvanized Steel)

Push Handle Control for Eyewash, Pull Rod Control for Shower

Available for hazardous and non-hazardous areas

10-15 W/m, AC 230 V, Ex-Proof Cable Heating with Insulation for freeze protection

Shower Material: 304 Stainless Steel or Galvanized Steel

Pipes: 1 1/4" Stainless Steel or Galvanized Steel

Shower Head and Eyewash Bowl: 300 mm diameter, Stainless Steel or Galvanized Steel

Water Inlet : 1"

Water Outlet: 1 1/4 "

Water Flow: Minimum 11.4 lt/min for eyewash

Minimum 75.7 lt/min for shower



OPTIONS

- Ex-proof Mechanical Thermostat
- Ex-proof or non Ex-proof Audible and Visual Alarm
- Scald Protection Valve
- Shower activation Platform
- Eyewash Foot Treadle
- Overhead ABS shower Rose
- 316 Stainless Steel Shower Material
- Flow Switch



Atex and Gost
Certification Available

In accordance with EN 15154-1 & EN 15154-2
& ANSI Z358.1-2009

ISTEC TYPE ESW-OWT EMERGENCY SHOWER AND EYEWASH OVERHEAD WATER TANK (630 LT)

FEATURES

Standard 630 lt Overhead Tank Showers supply 15 minutes flow rate according to the standard requirements on the condition of being connected to mains supply that provides water in minimum 2-3 bar pressure.

Different materials (Galvanized Steel, Stainless Steel, GRP) can be used in different system parts as optionally.

You can customize your tank shower system by selection guide to integrate the system by chosen desired accessories and various system parts. Water Tanks are insulated.

An integral immersion heater or a chiller unit can be added to the system with the options of ex-proof and non ex-proof, in order to keep the water temperature constant between 15-38 °C.

Heating and cooling capacities may be changed according to customer requirements.

Shower Head : 300 mm diameter

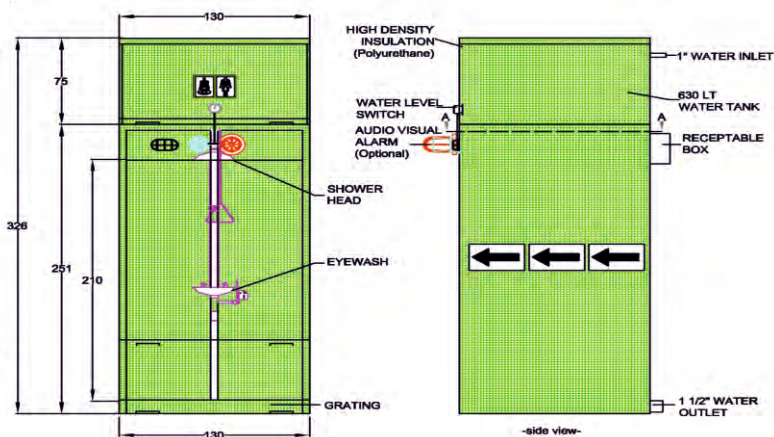
Eyewash Bowl: 300 mm diameter

Water Inlet : 1 1/2" with flange

Water Outlet : 1 1/4"

Water Flow : Minimum 11,4 lt/min for eyewash
Minimum 75,7 lt/min for shower

Available in green, yellow or white color



OPTIONS

- ▲ Ex-proof Or Non Ex-proof Audible And Visual Alarm
- ▲ Ex-proof Or Non Ex-proof chiller cooling unit (for hot climates)
- ▲ Water Immersion Heater (for cold climates)
- ▲ Scald Or Freeze Protection Valve
- ▲ Testing Lever
- ▲ Eyebath Foot Treadle
- ▲ Overhead ABS Shower Rose
- ▲ 316 Stainless Steel Shower Material
- ▲ Overhead Sun Canopy
- ▲ Low Water Level Alarm
- ▲ Side & Rear Panelling
- ▲ Spring Loaded Doors
- ▲ Visual Water Level Indicator
- ▲ Visual Water Temperature Gauge
- ▲ Water Low And High Temperature Alarm

- ▲ Drain Sump and Grating
- ▲ Internal or External lighting
- ▲ Shower activation platform
- ▲ Eyewash may be located internally on LHS or RHS or externally LHS or RHS when viewed in front
- ▲ Ex-proof space heater
- ▲ Ex-proof or non ex-proof flow switch
- ▲ Pressure regulator
- ▲ Stainless steel erecting lugs
- ▲ Thermo mixing valve
- ▲ Wooden Pallets
- ▲ M20 Electrical Box
- ▲ Side and rear panels insulation / Water Tank insulation
- ▲ Panic Bar / Push Bar
- ▲ Platform Activation



Atex and Gost Certification Available

In accordance with EN 15154-1 & EN 15154-2 & ANSI Z358.1-2009

Guarantees correct flow rate and 15 minutes of a tepid water supply

MATERIAL OPTIONS

	Galvanized Steel	Stainless Steel 304	Stainless Steel 316	GRP (Glassfiber Reinforced Plastic)
Overhead Water Tank (630lt + 1260 lt)	●	●	●	●
Overhead Water Tank (Other Capacities)		●		●
Emergency Shower and Eyewash	●	●	●	
Main Frame	●	●	●	
Side Panels (Cabin Walls)	●	●	●	●
Drain Sump	●	●	●	●
Panic Bar (Push Bar)	●	●	●	
Foot treadle for eyewash	●	●	●	
Platform Activation		●	●	●
Grating		●	●	●

ISTEC TYPE ESW-OWT EMERGENCY SHOWER AND EYEWASH OVERHEAD WATER TANK (1260 LT)

FEATURES

Standard 1260 lt Overhead Tank Showers guarantee 15 minutes of water flow according to the standard requirements in bellow circumstances;

1. Without mains (water) supply connection
2. In low water pressure
3. Interruption of flow in existing water supply connection

Different materials (Galvanized Steel, Stainless Steel, GRP) can be used in different system parts as optionally.

You can customize your tank shower system by selection guide to integrate the system by chosen desired accessories and various system parts.

Water Tanks are insulated.

An integral immersion heater or a chiller unit can be added to the system with the options of ex-proof and non ex-proof, in order to keep the water temperature constant between 15-38 °C.

Heating and cooling capacities may be changed according to customer requirements.

Shower Head : 300 mm diameter

Eyewash Bowl : 300 mm diameter

Water Inlet : 1 1/2" with flange

Water Outlet : 1 1/4"

Water Flow : Minimum 11,4 lt/min for eyewash
Minimum 75,7 lt/min for shower

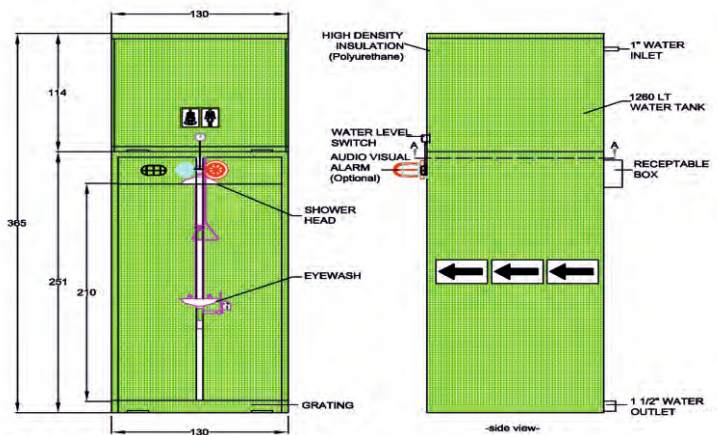
Available in green, yellow or white color



Atex and Gost Certification Available

In accordance with EN 15154-1 & EN 15154-2
& ANSI Z358.1-2009

Guarantees correct flow rate and 15 minutes of a tepid water supply



OPTIONS

- ▲ Ex-proof Or Non Ex-proof Audible And Visual Alarm
- ▲ Ex-proof Or Non Ex-proof chiller cooling unit (for hot climates)
- ▲ Water Immersion Heater (for cold climates)
- ▲ Scald Or Freeze Protection Valve
- ▲ Testing Lever
- ▲ Eyebath Foot Treadle
- ▲ Overhead ABS Shower Rose
- ▲ 316 Stainless Steel Shower Material
- ▲ Overhead Sun Canopy
- ▲ Low Water Level Alarm
- ▲ Side & Rear Panelling
- ▲ Spring Loaded Doors
- ▲ Visual Water Level Indicator
- ▲ Visual Water Temperature Gauge
- ▲ Water Low And High Temperature Alarm
- ▲ Drain Sump and Grating
- ▲ Internal or External lighting
- ▲ Shower activation platform
- ▲ Eyewash may be located internally on LHS or RHS or externally LHS or RHS when viewed in front
- ▲ Ex-proof space heater
- ▲ Ex-proof or non ex-proof flow switch
- ▲ Pressure regulator
- ▲ Stainless steel erecting lugs
- ▲ Thermo mixing valve
- ▲ Wooden Pallets
- ▲ M20 Electrical Box
- ▲ Side and rear panels insulation / Water Tank insulation
- ▲ Panic Bar / Push Bar
- ▲ Platform Activation



ООО «ТИ-СИСТЕМС» ИНЖИНИРИНГ И ПОСТАВКА ТЕХНОЛОГИЧЕСКОГО ОБОРУДОВАНИЯ

Интернет: www.tisys.ru www.tisys.kz www.tisys.by www.tesec.ru www.ти-системс.рф

Телефоны для связи: +7 (495) 157 0500, 7489626, 5007154, 55, 65

Эл. почта: info@tisys.ru info@tisys.kz info@tisys.by

ISTEC TYPE ESW-OWT EMERGENCY SHOWER, EYEWASH SELECTION GUIDE

FRAME

- 1 GALVANIZED STEEL
- 2 304 STAINLESS STEEL
- 3 316 STAINLESS STEEL



EMERGENCY SHOWER & PIPING & FITTINGS

- 0 NONE (N/C)
- 1 GALVANIZED AND PAINTED STEEL
- 2 304 STAINLESS STEEL
- 3 316 STAINLESS STEEL



CABIN WALLS (SIDE & REAR PANELS)

- 0 NONE (N/C)
- 1 GALVANIZED AND PAINTED STEEL
- 2 304 STAINLESS STEEL
- 3 316 STAINLESS STEEL
- 4 GRP



INSULATION OF CABIN WALLS AND SPRING LOADED DOORS

- 0 NONE (N/C)
- 1 GALVANIZED AND PAINTED STEEL (POLYURETHANE INSULATED)
- 2 304 STAINLESS STEEL (POLYURETHANE INSULATED)
- 3 316 STAINLESS STEEL (POLYURETHANE INSULATED)

GRATING AND DRAIN SUMP

- 0 NONE (N/C)
- 1 GRP GRATING + 316 STAINLESS STEEL DRAIN SUMP
- 2 GRP GRATING + 304 STAINLESS STEEL COLLECTION SUMP
- 3 GRP GRATING W/O DRAIN SUMP



EYEWASH & PIPING & FITTINGS

- 0 NONE (N/C)
- 1 GALVANIZED AND PAINTED STEEL
- 2 304 STAINLESS STEEL
- 3 316 STAINLESS STEEL



HEATING UNIT

- 0 NONE (N/C)
- RN NON EX-PROOF HEATING COIL
- HEX EX-PROOF HEATING COIL



EYEWASH LID

- 0 NONE (N/C)
- 1 GALVANIZED AND PAINTED STEEL
- 2 304 STAINLESS STEEL
- 3 316 STAINLESS STEEL



COOLING UNIT (CHILLER)

- 0 NONE (N/C)
- CN NON EX-PROOF CHILLER UNIT
- CEX EX-PROOF CHILLER UNIT



FOOT TREADLE FOR EYEWASH

- 0 NONE (N/C)
- 1 GALVANIZED AND PAINTED STEEL
- 2 304 STAINLESS STEEL
- 3 316 STAINLESS STEEL



AUDIBLE & VISUAL ALARM

- 0 NONE (N/C)
- AYN NON EX-PROOF (Made in Turkey)
- AN NON EX-PROOF
- AEX EX-PROOF



PANIC BAR / PUSH BAR

- 0 NONE (N/C)
- 1 GALVANIZED AND PAINTED STEEL
- 2 304 STAINLESS STEEL
- 3 316 STAINLESS STEEL


M20 ELECTRICAL BOX

- 0 NONE (N/C)
- EN NON EX-PROOF
- EEX EX-PROOF



PLATFORM ACTIVATION

- 0 NONE (N/C)
- 1 304 STAINLESS STEEL PLATFORM FOR EYEWASH
- 2 316 STAINLESS STEEL PLATFORM FOR EYEWASH
- 3 GRP PLATFORM FOR EYEWASH
- 4 304 STAINLESS STEEL PLATFORM FOR EMERGENCY SHOWER
- 5 316 STAINLESS STEEL PLATFORM FOR EMERGENCY SHOWER
- 6 GRP PLATFORM FOR EMERGENCY SHOWER



INTERNAL & EXTERNAL LIGHTING

- 0 NONE (N/C)
- 1 NON EX-PROOF
- 2 EX-PROOF



OVERHEAD WATER TANK

- 630GLV 630 LT GALVANIZED STEEL
- 630S 630 LT STAINLESS STEEL
- 1260GLV 1260 LT GALVANIZED STEEL
- 1260S 1260 LT STAINLESS STEEL



OTHER (Stainless Steel or GRP).....

APPLICABLE OPTIONS FOR ALL ISTEC TYPE OWT MODELS

- L VISUAL WATER LEVEL INDICATOR
- T TEMPERATURE GAUGE
- FN NON EX-PROOF FLOW SWITCH
- FEX EX-PROOF FLOW SWITCH
- FC FREEZE PROTECTION VALVE
- SC SCALD PROTECTION VALVE
- PR PRESSURE REGULATOR
- LN NON EX-PROOF LOW WATER LEVEL SWITCH
- LEX EX-PROOF LOW WATER LEVEL SWITCH
- TH STAINLESS STEEL ERECTING LUGS
- FG WATER INLET WITH FLANGE
- GG GRP OVERHEAD SUN CANOPY
- AA WOODEN PALLETS
- TM THERMO MIXING VALVE



ООО «ТИ-СИСТЕМС» ИНЖИНИРИНГ И ПОСТАВКА ТЕХНОЛОГИЧЕСКОГО ОБОРУДОВАНИЯ

Интернет: www.tisys.ru www.tisys.kz www.tisys.by www.tesec.ru www.ти-системс.рф

CONFIGURATION: Телефоны для связи: +7 (495) 7774788, 7489626, 5007154, 55, 65

Эл. почта: info@tisys.ru info@tisys.kz info@tisys.by

ISTEC TYPE ESW-CCM CUBICLE CABIN MOUNTED EMERGENCY SHOWER AND EYEWASH

For Indoor and Outdoor Applications

FEATURES

In accordance with EN 15154-1-2 and ANSI Z358.1-2009
 Available for indoor and outdoor applications
 Produced from galvanized steel as standard (Optionally 304 stainless steel, 316 stainless steel or GRP material)
 Mains Water System is recommended as 2-3 bars
 GRP Grating non slipping floor
 Testing lever
 Integrated drain sump

Shower Head : 300 mm diameter
Eyewash Bowl: 300 mm diameter
Water Inlet : 1 1/2" with flange
Water Outlet : 1 1/4"
Water Flow : Minimum 11,4 lt/min for eyewash
 Minimum 75,7 lt/min for shower



Atex and Gost
 Certification Available

In accordance with EN 15154-1 & EN 15154-2
 & ANSI Z358.1-2009

Guarantees correct flow rate and 15 minutes of a tepid water supply

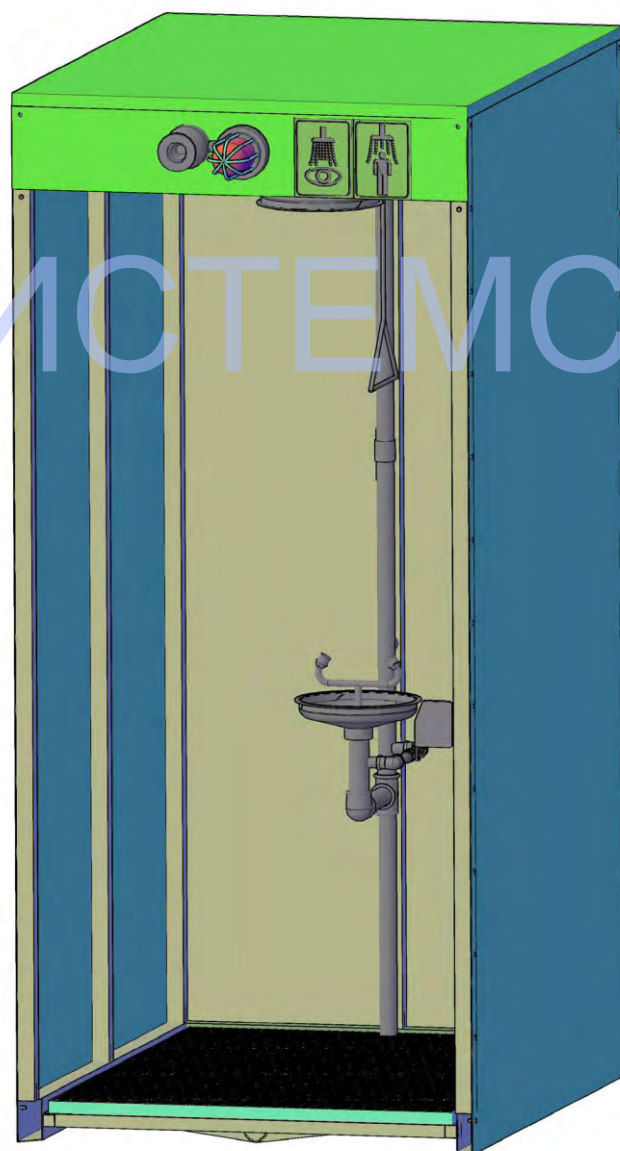
OPTIONS

- ▶ Ex-proof Or Non Ex-proof Audible And Visual Alarm
- ▶ Eyewash may be located internally on LHS or RHS or externally LHS or RHS when viewed in front
- ▶ Eyewash foot trestle
- ▶ Water inlet with flange connection
- ▶ Internal or External lighting
- ▶ Low water level alarm
- ▶ Spring loaded doors
- ▶ Curtain
- ▶ Cable heating
- ▶ Wooden Pallets
- ▶ Panic Bar / Push Bar
- ▶ Platform Activation
- ▶ Drain Sump and Grating
- ▶ Overhead ABS Shower Rose
- ▶ Scald Or Freeze Protection Valve
- ▶ Stainless steel erecting lugs
- ▶ Ex-proof or non ex-proof flow switch

MATERIAL OPTIONS

	Cubicle Cabin Frame	Side & Rear Panels
Galvanized Steel	S	S
304 Stainless Steel	○	○
316 Stainless Steel	○	○
GRP	○	○

S : STANDARD
 ○ : OPTIONAL



ISTEC TYPE ESW-CCM CUBICLE CABIN MOUNTED EMERGENCY SHOWER AND EYEWASH

Insulated And Space Heated For Cold Climates



Atex and Gost
Certification Available

In accordance with EN 15154-1 & EN 15154-2
& ANSI Z358.1-2009

Guarantees correct flow rate and 15 minutes of a tepid water supply



FEATURES

In accordance with EN 15154-1-2 and ANSI Z358.1-2009
For outdoor applications

Options for hazardous and non-hazardous areas

Applicable for ambient temperatures of - 40 °C / + 55 °C

Insulated Cubicle (50 mm Polyuretane)

Space Heater

Spring activated doors

Produced from galvanized steel as standard (Optionally 304 stainless steel, 316 stainless steel or GRP material)

GRP Grating non slipping floor

Testing lever

Integrated drain sump

Shower Head : 300 mm diameter

Eyewash Bowl: 300 mm diameter

Water Inlet : 1 1/2" with flange

Water Outlet : 1 1/4"

Water Flow : Minimum 11,4 lt/min for eyewash
Minimum 75,7 lt/min for shower

OPTIONS

- ▲ Ex-proof Or Non Ex-proof Audible And Visual Alarm
- ▲ Eyewash may be located internally on
LHS or RHS or externally LHS or RHS when viewed in front
- ▲ Eyewash foot trestle
- ▲ Water inlet with flange connection
- ▲ Internal or External lighting
- ▲ Low water level alarm
- ▲ Curtain
- ▲ Cable heating
- ▲ Wooden Pallets
- ▲ Panic Bar / Push Bar
- ▲ Platform Activation
- ▲ Drain Sump and Grating
- ▲ Overhead ABS Shower Rose
- ▲ Scald Or Freeze Protection Valve
- ▲ Stainless steel erecting lugs
- ▲ Ex-proof or non ex-proof flow switch

MATERIAL OPTIONS

	Cubicle Cabin Frame	Outer Cover	Interior Cover
Galvanized Steel	S	S	O
Aluminium	-	-	S
304 Stainless Steel	O	O	O
316 Stainless Steel	O	O	O
GRP	O	O	O

S : STANDARD

O : OPTIONAL

ООО «ТИ-СИСТЕМС» ИНЖИНИРИНГ И ПОСТАВКА ТЕХНОЛОГИЧЕСКОГО ОБОРУДОВАНИЯ

Интернет: www.tisys.ru www.tisys.kz www.tisys.by www.tesec.ru www.ти-системс.рф

Телефоны для связи: +7(495)157-1506, 7(495)157-1508, 7(495)157-1509, 7(495)157-1510, 7(495)157-1511, 7(495)157-1512, 7(495)157-1513, 7(495)157-1514, 55, 65

Эл. почта: info@tisys.ru info@tisys.kz info@tisys.by

ISTEC TYPE ESW-MSS MOBILE SAFETY SHOWER, EYEWASH WITH TRAIL (1500 LT)

FEATURES

Standard 1260 lt Overhead Tank Showers guarantee 15 minutes of water flow according to the standard requirements in below circumstances;

1. Without mains (water) supply connection
2. In low water pressure
3. Interruption of flow in existing water supply connection

Ideal for applications where there is no mains water supply
1500 lt Water Tank on trailer

Trailer is equipped with signals, lights, oblong plate, parking brake etc, according to highway regulations
Suitable for temperatures -5 C° / +40 C°

Stainless Steel emergency shower and eyewash
Emergency Shower Material (Galvanized and Painted Steel or Stainless Steel)

Pneumatic Water Pump For Hazardous Areas

Electrical Pump For Non Hazardous Areas

50 lt 200 Bar air cylinder with pressure regulator (for operating of pneumatic pump) with its bracket & straps

Stabilizing legs

Bumper Bar

Visual water level indicator

Extension Tank

Safety Signs and Green - White stripes

Available in green, yellow or white color

OPTIONS

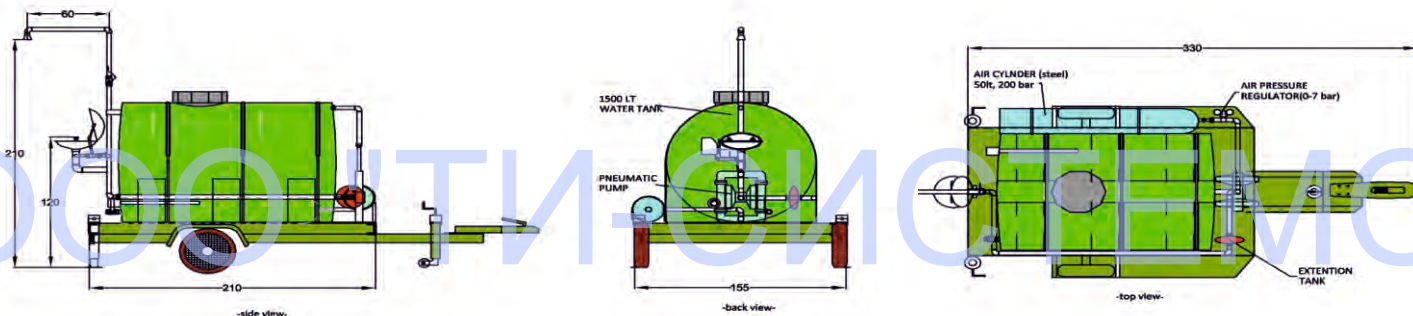
- ▶ Ex-proof or Non Ex-proof Audible And Visual Alarm
- ▶ Ex-proof or Non Ex-proof chiller cooling unit
- ▶ Ex-proof or Non Ex-proof Lighting
- ▶ Scald or Freeze Protection Valve
- ▶ Testing Lever
- ▶ Eyewash Foot Treadle
- ▶ Overhead ABS Shower Rose
- ▶ 316 Stainless Steel Shower Material
- ▶ Water Pressure Regulator
- ▶ Low Water Level Alarm
- ▶ Visual Water Level Indicator
- ▶ Visual Water Temperature Gauge
- ▶ Water Immersion Heater
- ▶ Water Low And High Temperature Alarm



Atex and Gost
Certification Available

In accordance with EN 15154-1 & EN 15154-2
& ANSI Z358.1-2009

Guarantees correct flow rate and 15 minutes of a tepid water supply



ISTEC TYPE SHT SEPARATE HEADER TANK

FEATURES

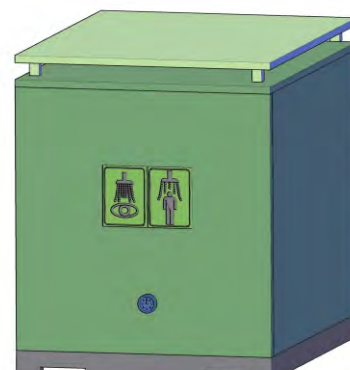
Standard 1260 lt Overhead Tank Showers guarantee 15 minutes of water flow according to the standard requirements in below circumstances;

1. Without mains (water) supply connection
2. In low water pressure
3. Interruption of flow in existing water supply connection

Manufactured from galvanized steel and Stainless steel material
Ideal to deliver water along 15 minutes for areas where no mains supply or interrupted water supply and enough space
Different material options (Galvanized Steel, Stainless steel, GRP)
Available also for capacity of 30 minutes of water supply
Options for non hazardous or hazardous areas
Available in green, yellow or white color
Safety Signs and Green - White stripes

OPTIONS

- ▶ Ex-proof or Non Ex-proof chiller cooling unit
- ▶ Water Immersion Heater
- ▶ Water Low And High Temperature Alarm
- ▶ Visual Water Level Indicator
- ▶ Visual Water Temperature Gauge
- ▶ Overhead sun canopy
- ▶ Drain valve
- ▶ Flanged inlet
- ▶ Submersible Pump



ООО «ТИ-СИСТЕМС» ИНЖИНИРИНГ И ПОСТАВКА ТЕХНОЛОГИЧЕСКОГО ОБОРУДОВАНИЯ

Интернет: www.tisys.ru www.tisys.kz www.tisys.by www.tesec.ru www.ти-системс.рф

Телефоны для связи: +7 (495) 157-2508, +7 (495) 157-2508, +7 (495) 157-2508, +7 (495) 157-2508, +7 (495) 157-2508, +7 (495) 157-2508, +7 (495) 157-2508, +7 (495) 157-2508, +7 (495) 157-2508, +7 (495) 157-2508

Эл. почта: info@tisys.ru info@tisys.kz info@tisys.by

ISTEC TYPE DECO DECONTAMINATION UNITS

FEATURES

Decontamination Showers provides sanitation and decontamination to the people exposed to chemical or biological agents, As well as to extinguish burning clothes.

Autostart once stepped on the platform.
14 spray nozzles sprays necessary water to whole body.
Swivelling spray provides easy decontamination.
Stainless Steel or Galvanized and Painted steel material options

Optionally be added side & rear panels and grating
Options for hazardous and non-hazardous areas



OPTIONS

- ▶ Ex-proof or Non Ex-proof Audible And Visual Alarm
- ▶ Ex-proof or Non Ex-proof Lighting
- ▶ Eyewash Foot Treadle
- ▶ 316 Stainless Steel Material
- ▶ Water Pressure Regulator
- ▶ Flanged inlet

ISTEC TYPE EW-P PORTABLE EYEWASH

FEATURES

Ideal for applications where there is no mains supply
Can easily be carried by two people.
2" filling plug, 25 lt. water capacity.
Sprays aerated water. Rinses eyes and face with clean water by nozzles.
Optionally operated by a trigger valve.
Unlimited use by filling water and air.



With Trigger Valve

Gost
Certification Available
In accordance with EN 15154-1 & EN 15154-2
& ANSI Z358.1-2009



With Fixed Spray Nozzle

ООО «ТИ-СИСТЕМС» ИНЖИНИРИНГ И ПОСТАВКА ТЕХНОЛОГИЧЕСКОГО ОБОРУДОВАНИЯ

Интернет: www.tisys.ru www.tisys.kz www.tisys.by www.tesec.ru www.ти-системс.рф

Телефоны для связи: +7(495)157-2508, 7489626, 5007154, 55, 65

Эл. почта: info@tisys.ru info@tisys.kz info@tisys.by

İST

İŞÇİ SAĞLIĞI TEÇHİZATI

SANAYİ VE TİCARET LTD. ŞTİ.



ООО "ТИ-СИСТЕМС"

ООО «ТИ-СИСТЕМС» ИНЖИНИРИНГ И ПОСТАВКА ТЕХНОЛОГИЧЕСКОГО ОБОРУДОВАНИЯ

Интернет: www.tisys.ru www.tisys.kz www.tisys.by www.tesec.ru www.ти-системс.рф

Телефоны для связи: +7 (495) 777-788, 7489626, 5007154, 55, 65

Эл. почта: info@tisys.ru info@tisys.kz info@tisys.by